




# CGPA

CENTRE FOR GOVERNANCE  
AND PUBLIC ACCOUNTABILITY



## KHYBER PAKHTUNKHWA ASSEMBLY LEGISLATORS PERFORMANCE RANKING & ANALYSIS June 2013 to June 2016

# KHYBERPAKHTUNKHWA ASSEMBLY LEGISLATORS PERFORMANCE RANKING & ANALYSIS

**June 2013 to June 2016**



**Centre for Governance and Public Accountability (CGPA)**

Email: [info@c-gpa.org](mailto:info@c-gpa.org)  
Phone: +92 91 570 19 91

## Contents

Introduction.....	1
Methodology of the Report .....	2
KP Assembly Composition.....	3
Parliamentary Parties in KP Assembly .....	3
Chapter 1 .....	4
Overall Ranking of Members of Khyber Pakhtunkhwa Assembly (till June 2016).....	4
Chapter 2 .....	12
Party Wise Ranking to Legislative Business .....	12
Party Wise Ranking Total Contribution to LB.....	12
Party wise Individual Member Average Contribution to Legislative Business .....	12
Party Wise Ranking on Average Contribution/MPA to LB.....	16
Chapter 3 .....	17
District Wise Ranking.....	17
Chapter 4.....	18
Gender Wise Contribution to LB.....	18
Overall, Top 10 Female Member's Contribution.....	18

## **Introduction**

The legislature is an assemblage of the representatives of the people elected under a legal framework to make laws for the good health of the society. It is also defined as "the institutional body responsible for making laws for a nation and one through which the collective will of the people or part of it is articulated, expressed and implemented".

The legislature controls through legislation all economic, social and political activities of the state. It is also mandated to scrutinize the policies of the Executive and provides the framework for the Judiciary to operate. Democracy cannot exist in any meaningful form or manner without the legislature. Indeed, the legislature is at the very heart of any democratic arrangement or what scholars often refer to as "representative governance".

The significance of the legislature as one of the strong pillars of democratic governance (the others being the Executive and Judiciary), can therefore, be discerned from Abraham Lincoln's classical definition of democracy as "**government of the people, by the people and for the people**".<sup>1</sup> Central to this definition is the existence of the representatives of the people, due to the technical impossibility of all the people ruling and carrying on the business of government, at the same time, as was the original thinking in the famous Greek City States.<sup>2</sup>

## **Holding Government Accountable**

The legislature, through its oversight functions, holds the Ministries, Departments and Agencies accountable to the public. Since it has the responsibility to appropriate and allocate funds to the various government institutions for their operations, it naturally follows that the legislature must oversee these institutions to ensure that the public get value for their money and also ensure that these institutions are run in accordance with the laws of the land.

## **Protection of the Interests of the People**

Effective legislatures connect people to their government by giving them a place where their needs can be properly articulated. Prime responsibility of the public representative sitting in the legislature is to protect and defend the interests and rights of the constituents. Moreover, a true representative of the people ensures that the dividends of democracy are attracted to the respective constituencies and they serve the best interests of the people.

The legislature is a highly misunderstood institution in our country today. Because it is misunderstood as a result of crisis of expectations, it has also become highly maligned even by those who should know better.

Most often, people confuse the roles of the executive with that of the legislature. The doctrine of separation of powers enshrined in our Constitution which assigns different responsibilities to different arms of government does not seem to make any sense to most Pakistanis who expect the legislators to provide roads, schools, bridges, markets, hospitals, electricity, water, etc, in the community, even when this does not fall within the purview of the legislature.

The provision of such social infrastructure falls within the ambit of executive functions which after the 18th Constitutional Amendment to the Constitution of Pakistan 1973 have now been devolved to

---

<sup>1</sup> The Gettysburg Address of 1863,

<sup>2</sup> (Lowi, Ginsberg, Shepsle, 2008:117-128).

the respective Local Governments. Legislature only appropriate the money for the Executive/ Local Government to provide these infrastructures.

But most often, our constituents including the enlightened ones believe that an elected representative is empowered with resources to provide public infrastructure Which is to some extent in reality true. This is one of the many misconceptions, which have continued to dog the legislature.

### **Methodology of the Report**

In the first phase, in order to get the data for comprehensive performance analysis of KP Assembly members, a number of information requests under KP RTI Act, 2013 were filed to KP Provincial Assembly. Some of the information, such as Standing Committees record was provided in printed form and for all other information, the Assembly Secretariat referred to consult Assembly website, where they have uploaded all the relevant information. Therefore, all the data referred in this report is primarily taken from KP assembly website accessed at different times and data set used is till June, 2016. For non-legislative business, the website was last accessed in October, 2016, and for legislative business, it was last accessed in February, 2017.

The data for overall individual scores was analysed by aggregating the available data on Resolutions, Bills, Questions, Privilege Motions (PM), Adjournment Motions (AM), Call Attention Notices (CAN) for all legislators and calculating the contribution of each individual legislator in terms of the above to total legislative business in a percentage form. This gave a perfect picture of how much each individual MPA had contributed to the total legislative business in KP Assembly, where each individual's contribution was ranked in a descending order.

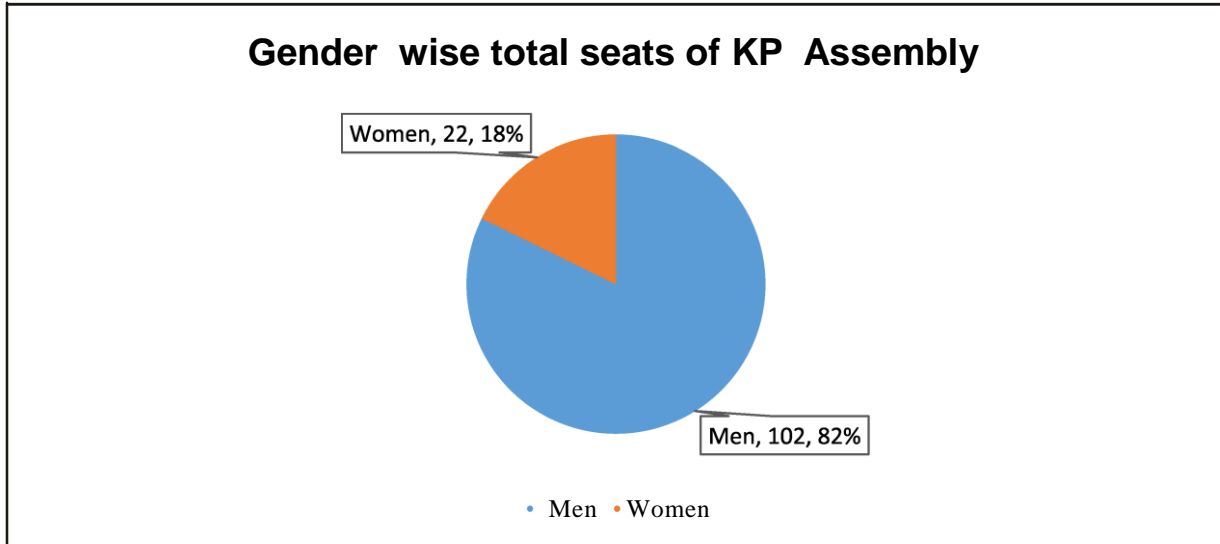
Party-wise analysis on the other hand was conducted in a somewhat different manner i.e. the data available for each individual party was aggregated, which was then averaged by dividing it by the number of legislators of that party. The average contribution of each party was then ranked in a descending order.

The gender-wise analysis has been derived from the individual performance analysis, where women simply have been ranked in a top-10 ranking on the basis of their total contribution to total legislative business.

For district-wise analysis, the analysis was done in a similar manner to the party-wise analysis i.e. the data (total legislative business) for each district was aggregated, which was then averaged by dividing the total legislative business for that district by the number of MPAs from that district. Then the average contribution of each district was ranked in a descending order.

## KP Assembly Composition

Total number of seats in KP assembly is 124. There are 22 reserved seats for women which comes to around 18% of the total number of seats.



## Parliamentary Parties in KP Assembly

### Government Alliances



**PTI (60)**



**QWP-S (10)**



**JI (7)**

**D**

**IND (2)**

### Opposition Alliances



**JUL-F (17)**



**PML-N (16)**



**PPPP (6)**



**ANP (5)**

## Chapter 1

### Overall Ranking of Members of Khyber Pakhtunkhwa Assembly (till June 2016).

S.No	Name	Political Party	Constituency	Bills	Questions	Privilege Motions	Adjournment Motions	Resolutions	Call Attention Notices	Percentage Contribution to Total Bills (Taken from KP Assembly Website as on 03-01-2017)	Percentage Contribution to Total Questions	Percentage Contribution to Total Privilege Motions	Percentage Contribution to Total Adjournment Motions	Percentage Contribution to Total Resolutions	Percentage Contribution to Total Call Attention Notices	Average Percentage Contribution to Total Business
1	Mr. Jafar Shah	ANP	PK-85 Swat-VI	2	189	4	19	23	109	11.111111	5.526316	5.3333333	11.51515	5.032823	13.03828	8.59284
2	Mr. Sardar Aurangzeb Nalota	PML-N	PK-47 Abbottabad-IV	2	190	4	1	26	99	11.111111	5.555556	5.3333333	0.606061	5.689278	11.84211	6.68957
3	Mr. Moolana Mufti Fazal Ghafoor	JUI-F	PK-79 Bunair-III	0	331	5	11	3	67	0	9.678363	6.666667	6.666667	0.656455	8.014354	5.28042
4	Mr. Mufti Said Janan	JUI-F	PK-43 Hangou-II	0	391	2	19	10	13	0	11.43275	2.666667	11.51515	2.188184	1.555024	4.89296
5	Mr. Muzafar Said	JUI-F	PK-94 Lower Dir-I	3	19	0	3	6	17	16.66667	0.555556	0	1.818182	1.31291	2.033493	3.73113
6	Ms. Nighat Orakzai	PPP	WR-22	2	9	0	8	19	5	11.111111	0.263158	0	4.848485	4.157549	0.598086	3.49640
7	Mr. Shah Ram Khan	PTI	PK-32 Swabi-II	3	0	0	0	18	0	16.66667	0	0	0	3.938731	0	3.43423
8	Mr. Mohammad Ali	JUI	PK-92 Upper Dir-II	0	80	4	11	11	27	0	2.339181	5.3333333	6.666667	2.407002	3.229665	3.32931
9	Ms. Sobia Shahid	PML-N	WR-16	1	195	1	3	1	32	5.555556	5.701754	1.3333333	1.818182	0.218818	3.827751	3.07590
10	Mr. Shah Hussain Khan	JUI-F	PK-60 Batagram-II	1	39	1	2	13	31	5.555556	1.140351	1.3333333	1.212121	2.844639	3.708134	2.63236
11	Mr. Sardar Hussain Babak	ANP	PK-77 Bunair-I	0	149	0	11	12	10	0	4.356725	0	6.666667	2.625821	1.196172	2.47423
12	Mr. Zareen Gul	JUI-F	PK-58 Tor Ghar	0	272	1	3	7	10	0	7.953216	1.3333333	1.818182	1.531729	1.196172	2.30544
13	Ms. Uzma Khan	JUI-F	WR-12	0	126	2	6	6	18	0	3.684211	2.666667	3.636364	1.31291	2.15311	2.24221
14	Mr. Fakhr Azam Wazir	PPP	PK-71 Bannu-II	0	21	0	13	2	19	0	0.614035	0	7.878788	0.437637	2.272727	1.86720
15	Ms. Najma Shaheen	JUI-F	WR-13	0	224	0	0	2	18	0	6.549708	0	0	0.437637	2.15311	1.52341
16	Mr. Munawar Khan Advocate	JUI-F	PK-76 Lakki Marwat-III	0	3	3	2	15	4	0	0.087719	4	1.212121	3.282276	0.478469	1.51010
17	Mr. Sikandar Hayat Khan	QWP	PK-21 Charsadda-V	0	5	0	6	21	4	0	0.146199	0	3.636364	4.595186	0.478469	1.47604

S.No	Name	Political Party	Constituency	Bills	Questions	Privilege Motions	Adjournment Motions	Resolutions	Call Attention Notices	Percentage Contribution to Total Bills (Taken from KP Assembly Website as on 03-01-2017)	Percentage Contribution to Total Questions	Percentage Contribution to Total Privilege Motions	Percentage Contribution to Total Adjournment Motions	Percentage Contribution to Total Resolutions	Percentage Contribution to Total Call Attention Notices	Average Percentage Contribution to Total Business
18	Mr. Mushtaq Ahmad Ghani	PTI	PK-44 Abbottabad-I	1	0	1	0	8	0	5.555556	0	1.333333	0	1.750547	0	1.43991
19	Mr. Hayat Ullah	JI	PK-91 Upper Dir-I	1	0	0	0	14	0	5.555556	0	0	0	3.063457	0	1.43650
20	Mr. Bakht Baidar	QWP	PK-97 Lower Dir-IV	0	59	1	5	7	6	1.75146	1.333333	3.030303	1.531729	0.717703	1.38970	
21	Ms. Meraj Hamayun Khan	QWP	WR-19	0	101	10	7		18	2.953216	1.333333	0	1.531729	2.15311	1.32856	
22	Mr. Mehmood Jan	PTI	PK-07 Peshawar-VII	0	4	4	1	3	10	0.116959	5.333333	0.606061	0.656455	1.196172	1.31816	
23	Mr. Shaukat Ali Yousafzai	PTI	PK-02 Peshawar-II	1	0	0	0	9	1	5.555556	0	0	0	1.969365	0.119617	1.27409
24	Mr. Sahibzada Sanaullah	PPP	PK-93 Upper Dir-III	0	46	0	3	0	36	1.345029	0	1.818182	0	4.30622	1.24491	
25	Mr. Abdul Karim	QWP	PK-34 Swabi-IV	0	136		1	2	18	3.976608	0	0.606061	0.437637	2.15311	1.19557	
26	Mr. Saleh Muhammad	PML-N	PK-55 Mansehra-III	0	149	0	1	4	10	4.356725	0	0.606061	0.875274	1.196172	1.17237	
27	Mr. Azam Khan Durrani	JUI-F	PK-70 Bannu-I	0	89	2	0	0	13	2.602339	2.666667	0	0	1.555024	1.13734	
28	Mr. Muhammad Ali Shah	PPP	PK-98 Malakand	0	10	1	2	14	6	0.292398	1.333333	1.212121	3.063457	0.717703	1.10317	
29	Ms. Aamna Sardar	PML-N	WR-14	0	21	0	2	4	30	0.614035	0	1.212121	0.875274	3.588517	1.04832	
30	Mr. Saleem Khan	PPP	PK-89 Chitral-I	0	65	1	0	9	5	1.900585	1.333333	0	1.969365	0.598086	0.96689	
31	Mr. Ali Amin Gandapur	PTI	PK-64 D.I. Khan-I	1	0	0	0	0	0	5.555556	0	0	0	0	0.92593	
32	Mr. Maulana Lutf ur Rehman	JUI-F	PK-66 D.I. Khan-III	0	0	1	1	14	2	0	1.333333	0.606061	3.063457	0.239234	0.87368	
33	Mr. Yaseen Khan Khalil	PTI	PK-05 Peshawar-V	0	14	3	0	1	5	0.409357	4	0	0.218818	0.598086	0.87104	
34	Mr. Muhammad Rashad Khan	PML-N	PK-87 Shangla-I	0	4	14	2	7		0.116959	1.333333	2.424242	0.437637	0.837321	0.85825	



S.No	Name	Political Party	Constituency	Bills	Questions	Privilege Motions	Adjournment Motions	Resolutions	Call Attention Notices	Percentage Contribution to Total Bills (Taken from KP Assembly Website as on 03-01-2017)	Percentage Contribution to Total Questions	Percentage Contribution to Total Privilege Motions	Percentage Contribution to Total Adjournment Motions	Percentage Contribution to Total Resolutions	Percentage Contribution to Total Call Attention Notices	Average Percentage Contribution to Total Business
35	Mr. Muhammad Asmatullah	JUI-F	PK-62 Kohistan-II	0	9	13	4	6	0	0.263158	1.333333	1.818182	0.875274	0.717703	0.83461	
36	Mr. Javed Nasim	PTI	PK-03 Peshawar-III	0	10	3	0	0	5	0.292398	4	0	0	0.598086	0.81508	
37	Mr. Muhammad Sheeraz	PML-N	PK-36 Swabi-VI	0	20	1	1	2	16	0.584795	1.333333	0.606061	0.437637	1.913876	0.81262	
38	Mr. Noor Saleem Khan	JUI-F	PK-75 Larki Marwat-II	0	106	1	0	0	3	3.099415	1.333333	0	0	0.358852	0.79860	
39	Mr. Sultan Mohammad Khan	QWP	PK-18 Charsadda-II	0	11	21	2	6	0	0.321637	2.666667	0.606061	0.437637	0.717703	0.79162	
40	Mr. Fazl Elahi	PTI	PK-06 Peshawar-VI	0	0	3	1	0	1	0	4	0.606061	0	0.119617	0.78761	
41	Ms. Anisa Zeb Tahirkheli	QWP	WR-18	0	15	0	1	16	1	0.438596	0	0.606061	3.501094	0.119617	0.77756	
42	Ms. Rashda Riffat	Ji	WR-17	0	24	0	1	0	28	0.701754	0	0.606061	0	3.349282	0.77618	
43	Mr. Sardar Muhammad Idrees	PTI	PK-48 Abbottabad-V	0	2	21	0	9	0	0.05848	2.666667	0.606061	0	1.076555	0.73463	
44	Mr. Nawab Zada Wali Mohammad Khan	PML-N	PK-59 Batagram-I	0	6	13	3	2	0	0.175439	1.333333	1.818182	0.656455	0.239234	0.70377	
45	Mr. Raja Faisal Zaman	PML-N	PK-49 Haripur-I	0	0	2	0	5	0	0	2.666667	0	1.094092	0	0.62679	

S.No	Name	Political Party	Constituency	Bills	Questions	Privilege Motions	Adjournment Motions	Resolutions	Call Attention Notices	Percentage Contribution to Total Bills (Taken from KP Assembly Website as on 03-01-2017)	Percentage Contribution to Total Questions	Percentage Contribution to Total Privilege Motions	Percentage Contribution to Total Adjournment Motions	Percentage Contribution to Total Resolutions	Percentage Contribution to Total Call Attention Notices	Average Percentage Contribution to Total Business
46	Mr. Shah Farman	PTI	PK-10 Peshawar-X	0	0	0	0	17	0	0	0	0	0	0	0	0.61999
47	Mr. Sardar Zahoor Ahmad	PML	PK-53 Mansehra-I	0	5	1	1	4	6	0	0.146199	1.333333	0.606061	0.875274	0.717703	0.61309
48	Mr. Wajeh uz Zaman Khan	PML-N	PK-56 Mansehra-IV	0	7	20	3	0	0	0	0.204678	2.666667	0	0.656455	0	0.58797
49	Mr. Gohar Ali Shah	ANP	PK-28 Mardan-VI	0	34	0	2	0	11	0	0.994152	0	1.212121	0	1.315789	0.58701
50	Mr. Abdul Sattar Khan	PML-N	PK-63 Kohistan-III	0	0	0	3	2	10	0	0	0	1.818182	0.437637	1.196172	0.57533
51	Mr. Sardar Hussain	PPP	PK-90 Chitral-II	0	12	0	0	12	3	0	0.350877	0	0	2.625821	0.358852	0.55592
52	Mr. Imtiaz Shahid	PTI	PK-39 Kohat-III	0	0	0	0	15	0	0	0	0	0	3.282276	0	0.54705
53	Mr. Muhammad Zahid Durrani	PTI	PK-24 Mardan-II	0	0	20	1	3	0	0	0	2.666667	0	0.218818	0.358852	0.54072
54	Mr. Arshad Ali	QWP	PK-19 Charsadda-III	0	19	0	2	0	9	0	0.555556	0	1.212121	0	1.076555	0.47404
55	Mr. Arif Yousaf	PTI	PK-04 Peshawar-IV	0	1	1	1	4	0	0	0.02924	1.333333	0.606061	0.875274	0	0.47398
56	Mr. Abdul Munin	PTI	PK-88 Shangla-II	0	6	1	0	6	0	0	0.175439	1.333333	0	1.31291	0	0.47028
57	Mr. Shah Faisal Khan	IND	PK-42 Hangu-I	0	0	2	0	0	1	0	0	2.666667	0	0	0.119617	0.46438
58	Mr. Mahmood Ahmad Khan	JUI-F	PK-69 Tank	0	36	10	1	1	0	0	1.052632	1.333333	0	0.218818	0.119617	0.45407
59	Mr. Ahmed Khan Bahadur	ANP	PK-23 Mardan-I	0	4	0	0	6	9	0	0.116959	0	0	1.31291	1.076555	0.41774
60	Mr. Habib-ur-Rehman	Ji	PK-78 Buner-II	0	0	0	0	11	0	0	0	0	0	2.407002	0	0.40117
61	Mr. Gul Sahib Khan	PTI	PK-40 Karak-I	0	4	1	0	3	2	0	0.116959	1.333333	0	0.656455	0.239234	0.39100
62	Mr. Ifikhar Ali Mushwani	PTI	PK-26 Mardan-IV	0	19	1	0	0	1	0	0.555556	1.333333	0	0	0.119617	0.33475

S.No	Name	Political Party	Constituency	Bills	Questions	Privilege Motions	Adjournment Motions	Resolutions	Call Attention Notices	Percentage Contribution to Total Bills (Taken from KP Assembly Website as on 03-01-2017)	Percentage Contribution to Total Questions	Percentage Contribution to Total Privilege Motions	Percentage Contribution to Total Adjournment Motions	Percentage Contribution to Total Resolutions	Percentage Contribution to Total Call Attention Notices	Average Percentage Contribution to Total Business
63	Mr. Saeed Gul	JL	PK-96 Lower Dir-III	0	2	0	0	5	7	0	0.05848	0	0	1.094092	0.837321	0.33155
64	Mr. Zia Ullah Khan Bangash	PTI	PK-38 Kohat-II	0	0	1	0	2	1	0	0	1.333333	0	0.437637	0.119617	0.31510
65	Ms. Bibi Fozia	PTI	WR-10	0	0	1	0	2	0	0	0	1.333333	0	0.437637	0	0.29516
66	Ms. Zareen Riaz	PTI	WR-06	0	0	1	0	1	1	0	0	1.333333	0	0.218818	0.119617	0.27863
67	Mr. Muhammad Idrees	PTI	PK-15 Nowshera-IV	0	0	0	1	2	4	0	0	0	0.606061	0.437637	0.478469	0.25369
68	Mr. Khalid Khan	QWP	PK-20 Charsadda-IV	0	0	0	2	0	2	0	0	0	1.212121	0	0.239234	0.24189
69	Mr. Malik Riaz Khan	JUI-F	PK-73 Bannu-IV	0	43	0	0	0	1	0	1.25731	0	0	0	0.119617	0.22949
70	Mr. Armiad Ali	PTI	PK-82 Swat-III	0	0	1	0	0	0	0	0	1.333333	0	0	0	0.22222
71	Mr. Askar Pervaiz	JUI-F	MR-2	0	18	0	0	2	2	0	0.526316	0	0	0.437637	0.239234	0.20053
72	Mr. Jamsaid Khan Mohmand	IND	PK-27 Mardan-V	0	14	00	1	4		0	0.409357	0	0	0.218818	0.478469	0.18444
73	Mr. Muhammad Arif	PTI	PK-30 Mardan-VIII	0	0	0	0	5	0	0	0	0	0	1.094092	0	0.18235
74	Mr. Mohammad Arif	PTI	PK-22 Charsadda-VI	0	1	0	0	0	8	0	0.02924	0	0	0	0.956938	0.16436
75	Mr. Babar Khan	PTI	PK-31 Swabi-I	0	1	0	0	3	2	0	0.02924	0	0	0.656455	0.239234	0.15415
76	Mr. Shah Mohammad	PTI	PK-72 Bannu-III	0	6	0	0	0	6	0	0.175439	0	0	0	0.717703	0.14886

S.No	Name	Political Party	Constituency	Bills	Questions	Privilege Motions	Adjournment Motions	Resolutions	Call Attention Notices	Percentage Contribution to Total Bills (Taken from KP Assembly Website as on 03-01-2017)	Percentage Contribution to Total Questions	Percentage Contribution to Total Privilege Motions	Percentage Contribution to Total Adjournment Motions	Percentage Contribution to Total Resolutions	Percentage Contribution to Total Call Attention Notices	Average Percentage Contribution to Total Business
77	Mr. Malik Qasim Khan Khattak	PTI	PK-41 Karak-II	0	0	00	4	0		0	0	0	0	0.875274	0	0.14588
78	Mr. Haider Ali Khan	PTI	PK-86 Swat-VII	0	9	0	1	0	0	0	0.263158	0	0.606061	0	0	0.14487
79	Mr. Arbab Jahandad Khan	PTI	PK-09 Peshawar-IX	0	0	0	1	1	0	0	0	0	0.606061	0.218818	0	0.13748
79	Ms. Yasmeen Pir Mohammad Khan	ANP	WR-20	0	0	01	1	0		0	0	0	0.606061	0.218818	0	0.13748
81	Ms. Romana Jalil	JUI-F	WR-11	0	18	0	0	0	2	0	0.526316	0	0	0	0.239234	0.12759
82	Mr. Ziaullah Khan	PTI	PK-01 Peshawar-I	0	0	0	0	3	0	0	0	0	0	0.656455	0	0.10941
82	Mr. Muhammad Ishtiaq	PTI	PK-11 Peshawar-XI	0	0	0	0	3	0	0	0	0	0	0.656455	0	0.10941
84	Mr. Qurban Ali Khan	PTI	PK-16 Nowshera-V	0	0	0	0	2	1	0	0	0	0	0.437637	0.119617	0.09288
85	Mr. Mehmood Khan	PTI	PK-84 Swat-V	0	0	0	0	2	0	0	0	0	0	0.437637	0	0.07294
86	Mr. Frederick Azeem	PML-N	MR-3	0	1	0	0	1	1	0	0.029224	0	0	0.218818	0.119617	0.06128
87	Mr. Mian Zia Ur Rehman	PML-N	PK-54 Mansehra-II	0	0	0	0	1	1	0	0	0	0	0.218818	0.119617	0.05641
87	Ms. Naseem Hayat	PTI	WR-01	0	0	0	0	1	1	0	0	0	0	0.218818	0.119617	0.05641
87	Ms. Nagina Khan	PTI	WR-08	0	0	0	0	1	1	0	0	0	0	0.218818	0.119617	0.05641
90	Mr. Ubaid Lillah Mayar	PTI	PK-25 Mardan-III	0	0	0	0	0	2	0	0	0	0	0	0.239234	0.03987
90	Mr. Gohar Nawaz Khan	QWP	PK-51 Haripur-III	0	0	0	0	0	2	0	0	0	0	0	0.239234	0.03987
92	Mr. Anwar Hayat Khan	JUI-F	PK-74 Lakki Marwat-I	0	4	0	0	0	1	0	0.116959	0	0	0	0.119617	0.03943
92	Ms. Rujia Hina	PML-N	WR-15	0	4	0	0	0	1	0	0.116959	0	0	0	0.119617	0.03943
94	Mr. Anjad Khan Afridi	PTI	PK-37 Kohat-I	0	0	0	0	1	0	0	0	0	0	0.218818	0	0.03647
94	Mr. Qalandar Khan Lodhi	PTI	PK-46 Abbottabad-III	0	0	0	0	1	0	0	0	0	0	0.218818	0	0.03647

S.No	Name	Political Party	Constituency	Bills	Questions	Privilege Motions	Adjournment Motions	Resolutions	Call Attention Notices	Percentage Contribution to Total Bills (Taken from KP Assembly Website as on 03-01-2017)	Percentage Contribution to Total Questions	Percentage Contribution to Total Privilege Motions	Percentage Contribution to Total Adjournment Motions	Percentage Contribution to Total Resolutions	Percentage Contribution to Total Call Attention Notices	Average Percentage Contribution to Total Business
94	Mr. Faisal Zaman	PTI	PK-52 Haripur-IV	0	0	0	0	1	0	0	0	0	0	0.218818	0	0.03647
94	Ms. Dina Naz	PTI	WR-09	0	0	0	0	1	0	0	0	0	0	0.218818	0	0.03647
98	Mr. Izz ul Mulk	JUI	PK-95 Lower Dir-II	0	7	0	0	0	0	0.204678	0	0	0	0	0	0.03411
99	Mr. Ibrar Hussain	QWP	PK-57 Mansehra-V	0	0	0	0	0	1	0	0	0	0	0	0.119617	0.01994
99	Ms. Nargis	PTI	WR-07	0	0	0	0	0	1	0	0	0	0	0	0.119617	0.01994
101	Mr. Sami Ullah	PTI	PK-65 D.I. Khan-II	0	1	0	0	0	0	0.02924	0	0	0	0	0	0.00487
102	Mr. Arbab Wasim Khan	PML-N	PK-08 Peshawar-VIII	0	0	0	0	0	0	0	0	0	0	0	0	0.00000
102	Mr. Khalig ur Rehman	PTI	PK-12 Nowshera-I	0	0	0	0	0	0	0	0	0	0	0	0	0.00000
102	Mr. Pervaiz Khattak	PTI	PK-13 Nowshera-II	0	0	0	0	0	0	0	0	0	0	0	0	0.00000
102	Mr. Janshaid ud Din	PTI	PK-14 Nowshera-III	0	0	0	0	0	0	0	0	0	0	0	0	0.00000
102	Mr. Fazle Shakoor Khan	JUI-F	PK-17 Charsadda-I	0	0	0	0	0	0	0	0	0	0	0	0	0.00000
102	Mr. Tufail Anjum	PTI	PK-29 Mardan-VII	0	0	0	0	0	0	0	0	0	0	0	0	0.00000
102	Mr. Mohammad Ali Tarkai	PTI	PK-33 Swabi-III	0	0	0	0	0	0	0	0	0	0	0	0	0.00000
102	Mr. Asad Qaiser	PTI														0.00000
102	Mr. Sardar Farid Ahmed Khan	PML-N	PK-45 Abbotabad-II	0		0	0	0	0	0	0	0	0			0.00000
102	Mr. Akbar Ayub Khan	PTI	PK-50 Haripur-II	0	0	0	0	0	0	0	0	0	0			0.00000
102	Mr. Abdul Haq Khan	PTI	PK-61 Kohistan-I	0	0	0	0	0	0	0	0	0	0			0.00000
102	Mr. Sardar Ikramullah Gandapur	PTI	PK-67 D.I. Khan-IV	0		00 0	0			0	0	0	0			0.00000

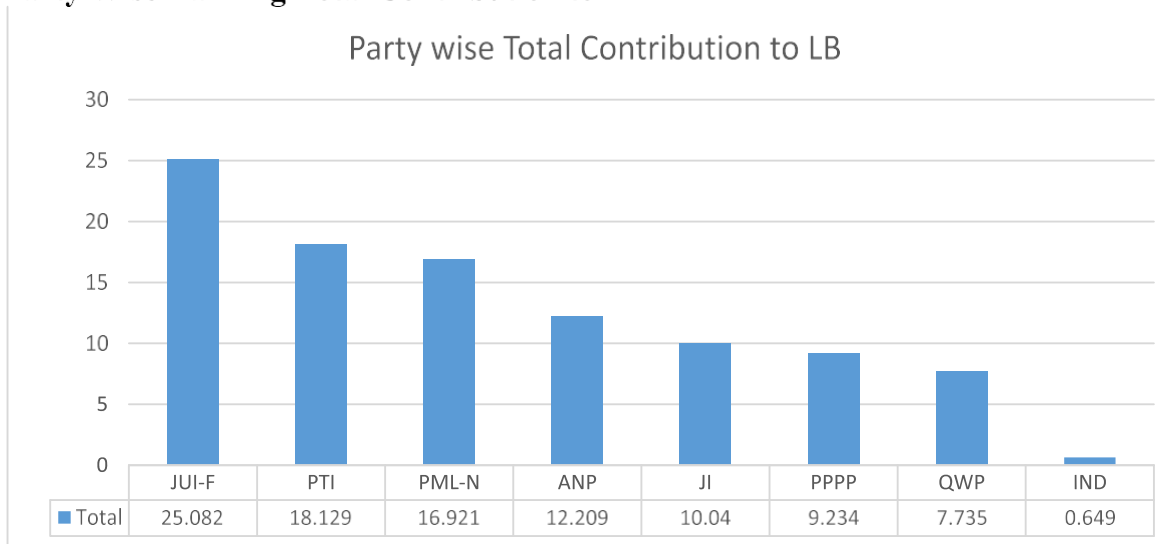
S.No	Name	Political Party	Constituency	Bills	Questions	Privilege Motions	Adjournment Motions	Resolutions	Call Attention Notices	Percentage Contribution to Total Bills (Taken from KP Assembly Website as on 03-01-2017)	Percentage Contribution to Total Questions	Percentage Contribution to Total Privilege Motions	Percentage Contribution to Total Adjournment Motions	Percentage Contribution to Total Resolutions	Percentage Contribution to Total Call Attention Notices	Average Percentage Contribution to Total Business
102	Mr. Ihtesham Javed Akbar Khan	PTI	PK-68 D.I. Khan-V	0		00 0 0				0	0	0	0	0	0	0.00000
102	Mr. Fazal Hakim	PTI	PK-80 Swat-I	0	0	0	0	0	0	0	0	0	0	0	0	0.00000
102	Mr. Azizullah Khan	PTI	PK-81 Swat-II	0	0	0	0	0	0	0	0	0	0	0	0	0.00000
102	Mr. Muhibullah Khan	PTI	PK-83 Swat-IV	0	0	0	0	0	0	0	0	0	0	0	0	0.00000
102	Mr. Shakeel Ahmad	PTI	PK-99 Malakand	0	0	0	0	0	0	0	0	0	0	0	0	0.00000
102		PTI														0.00000
102	Ms. Nadia Sher	PTI	WR-03	0	0	0	0	0	0	0	0	0	0	0	0	0.00000
102	Ms. Aisha Naeem	PTI	WR-04	0	0	0	0	0	0	0	0	0	0	0	0	0.00000
102	Ms. Mailha Ali Asghar Khan	PTI	WR-05	0		00 0 0				0	0	0	0	0	0	0.00000
102	Ms. Khatoon Bibi	PTI	WR-21	0	0	0	0	0	0	0	0	0	0	0	0	0.00000

Note: The above MPAs who have their names highlighted in **RED**, hold the position of either the Speaker or Deputy Speaker. Therefore, by law, they are not allowed to partake in legislative business which is the focus of this analysis.

## Chapter 2

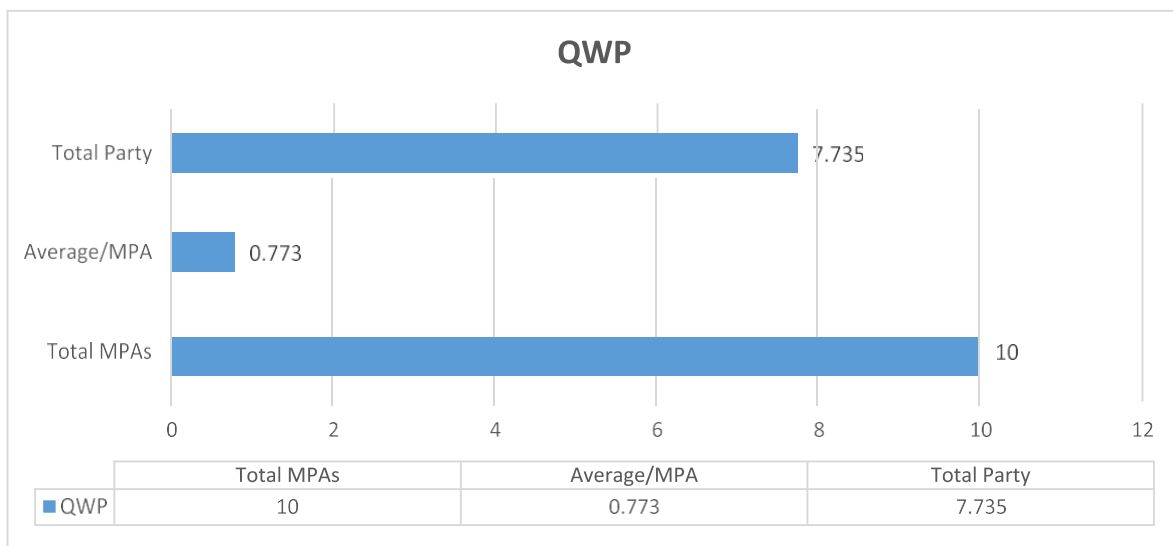
### Party Wise Ranking to Legislative Business

#### Party Wise Ranking Total Contribution to LB

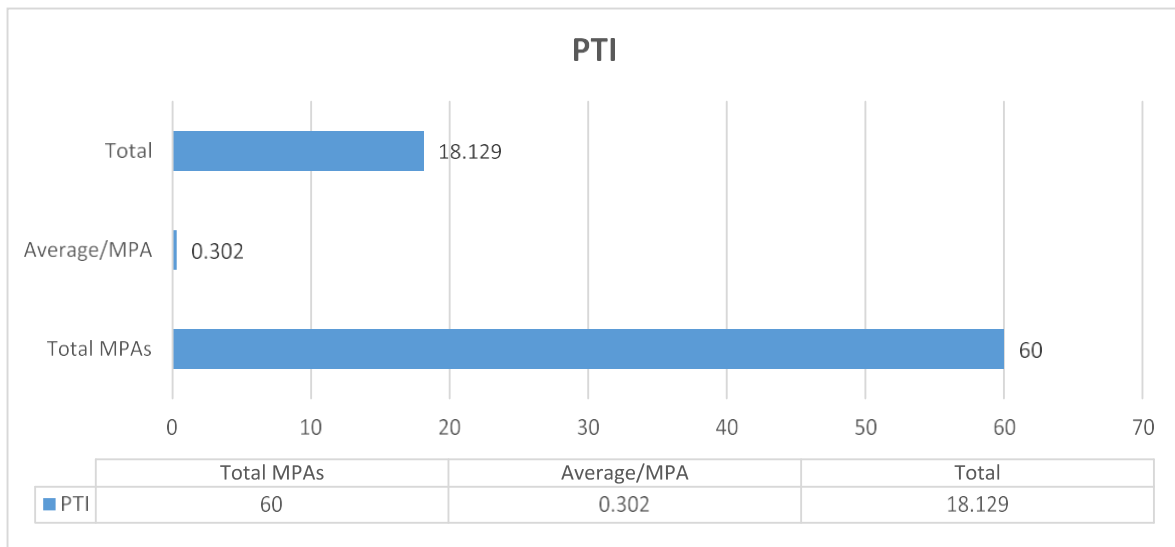


Analysis shows that JUI-F out performed rest of the parties in the Assembly towards the total party wise contribution in the legislative business of the Assembly followed by PTI and PML-N at 2<sup>nd</sup> and 3<sup>rd</sup> slots respectively.

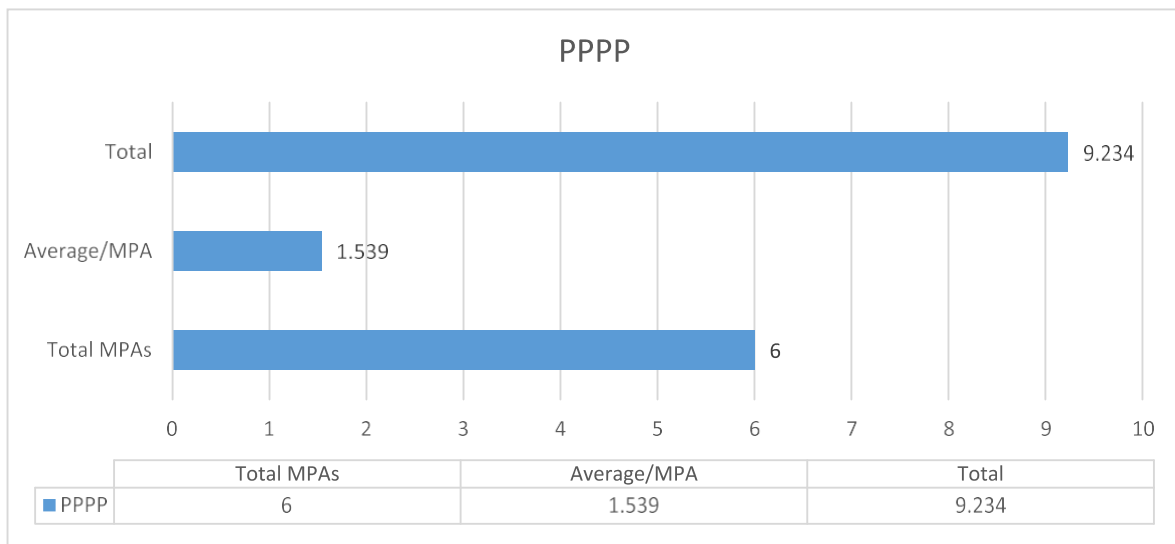
#### Party wise Individual Member Average Contribution to Legislative Business



QWP has 10 MPA's in the Assembly. Analysis shows that each member of the party on average has contributed 0.77% towards the total business of the Assembly till June 2016.

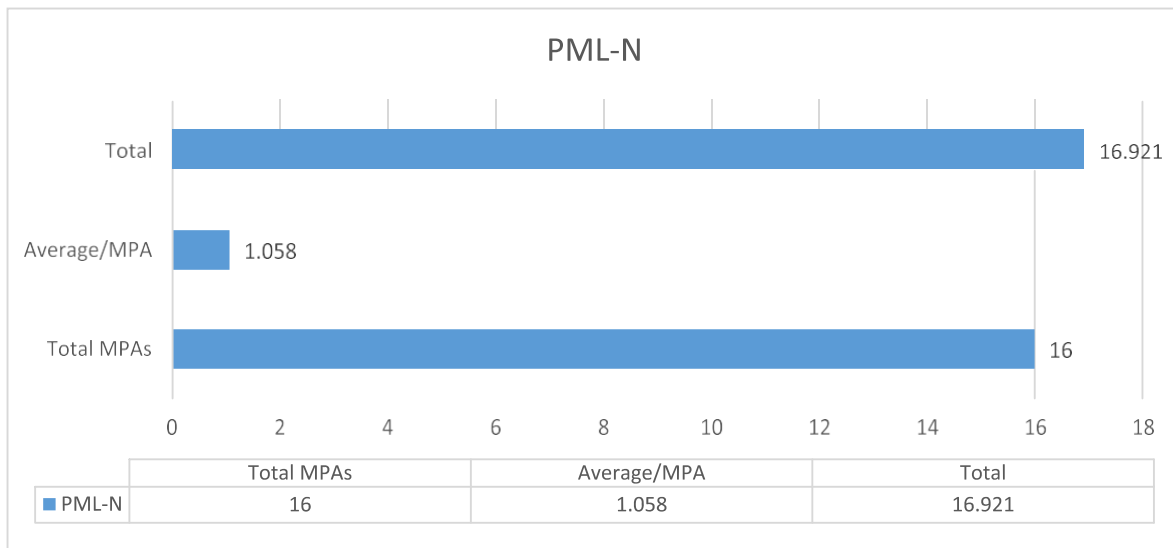


PTI, which, is currently ruling party in KP has 60 members in the Assembly. As per analysis of available data, each member has contributed 0.30% towards the total business in the Assembly till June 2016.

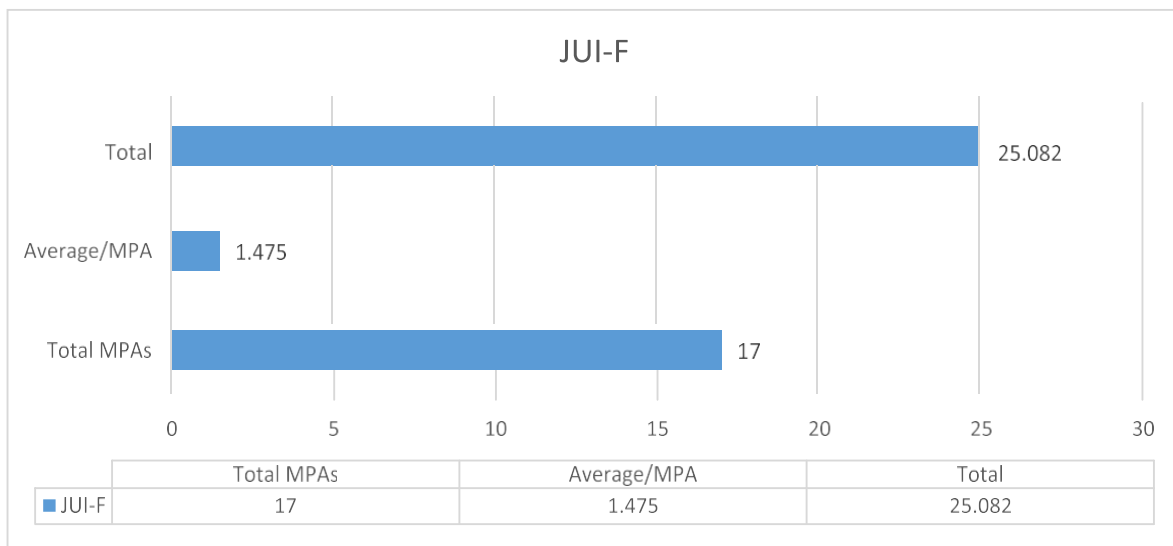


PPPP has total 6 members in the Assembly. Each member on average has contributed 1.53% towards the total business of the Assembly till June, 2016.

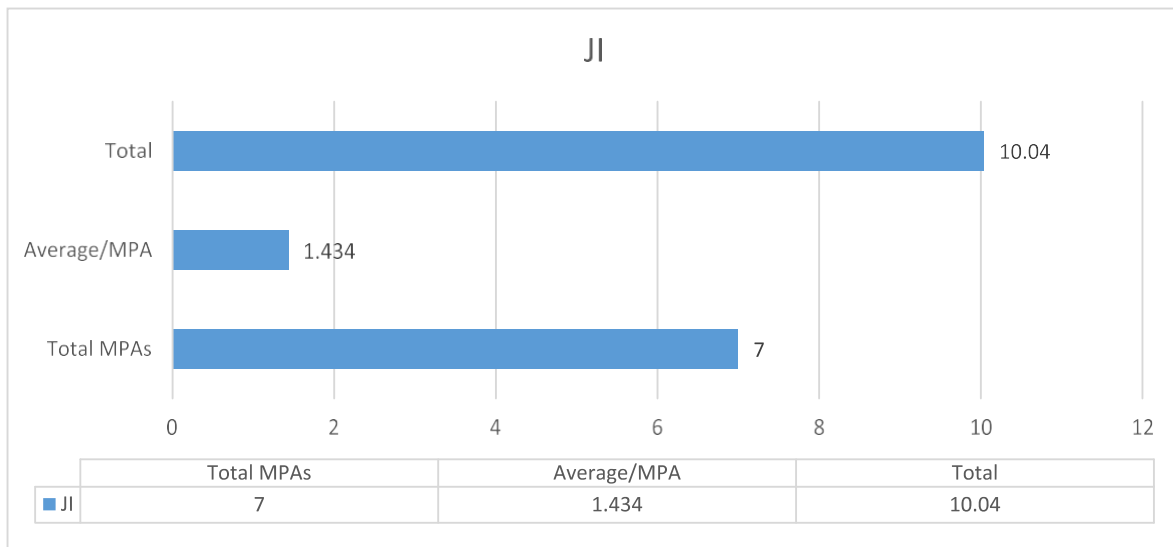




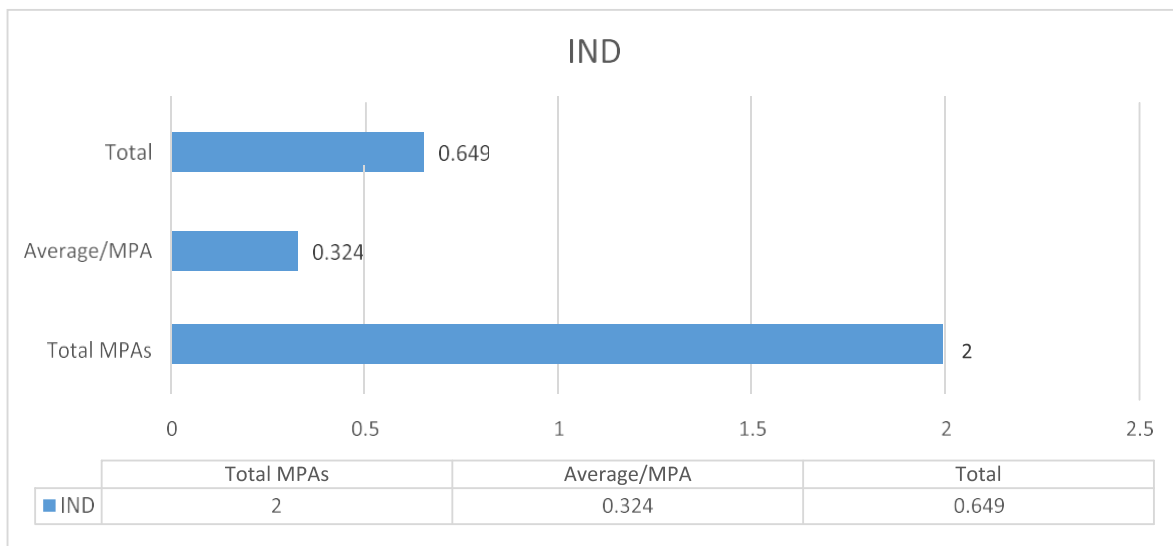
PML-N has 16 members in the Assembly. Each member of the party has contributed average 1.05% towards the total business of the Assembly till June, 2016.



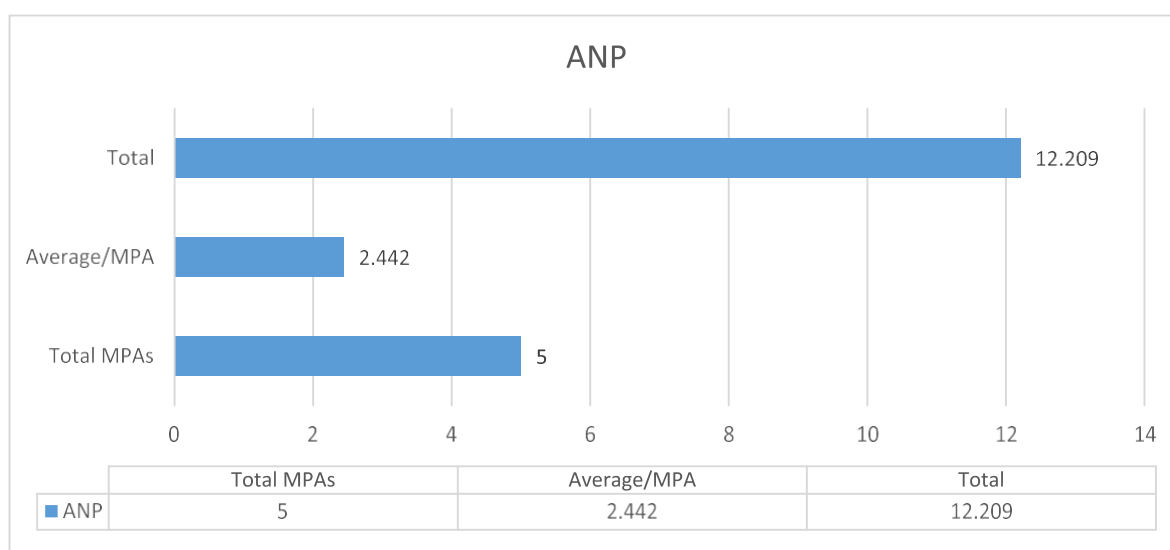
JUI-F which is the 2<sup>nd</sup> largest party in the Assembly has 17 members. On the average, each member has contributed 1.47% towards the total business of the Assembly till June, 2016.



Jl has overall 7 members in the Assembly. Each member of the party has contributed 1.43% average towards the total business of the Assembly till June, 2016.

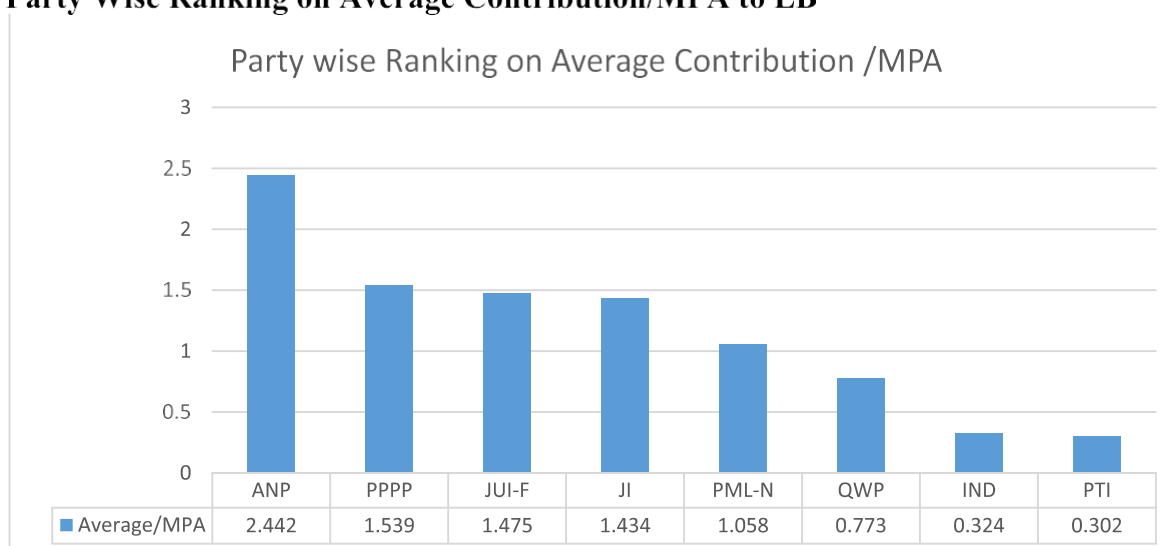


There are only 2 members from IND. Each member has contributed 0.32% average towards the total business of the Assembly till June 2016.



ANP has 5 members in total in the Assembly. Each of these 5 members has contributed 2.44% average towards the total business of the Assembly till June, 2016.

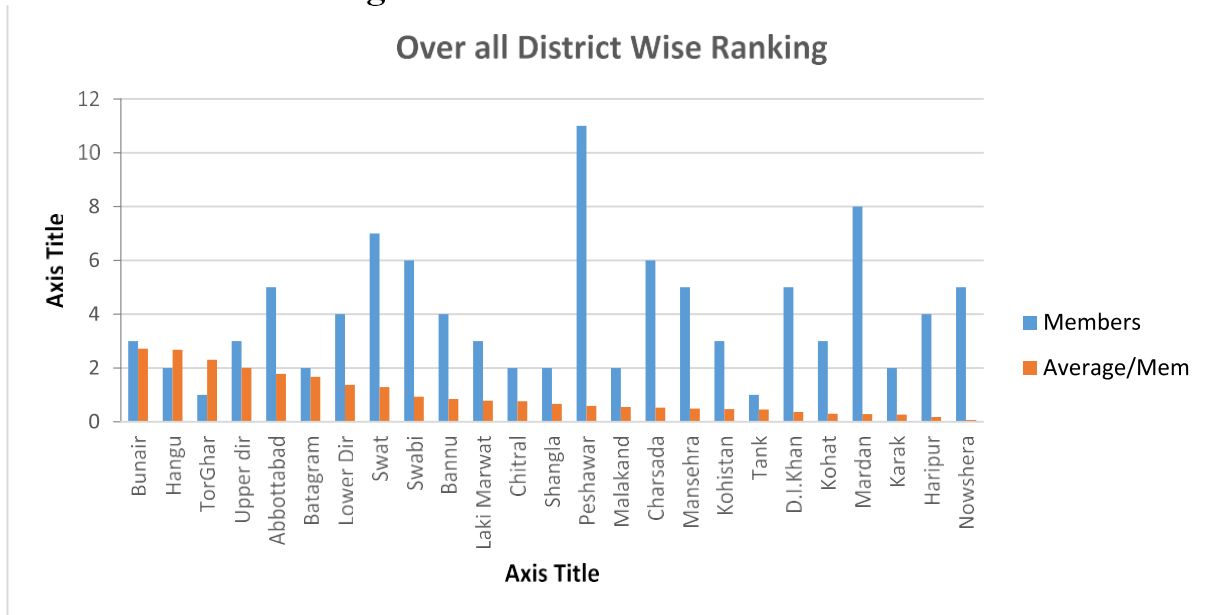
### Party Wise Ranking on Average Contribution/MPA to LB



Analysis of the Party wise ranking on average contribution by each member of the Assembly shows that ANP has secured the top slot among rest of the parties wherein it has scored 2.44% towards the total business of the Assembly till June, 2016. This analysis provides the picture that the ruling party PTI having 60 members in the Assembly has average contribution by each member towards the total business is only 0.30% placing it at the bottom. All opposition parties have outperformed the ruling party PTI.

## Chapter 3

### District Wise Ranking

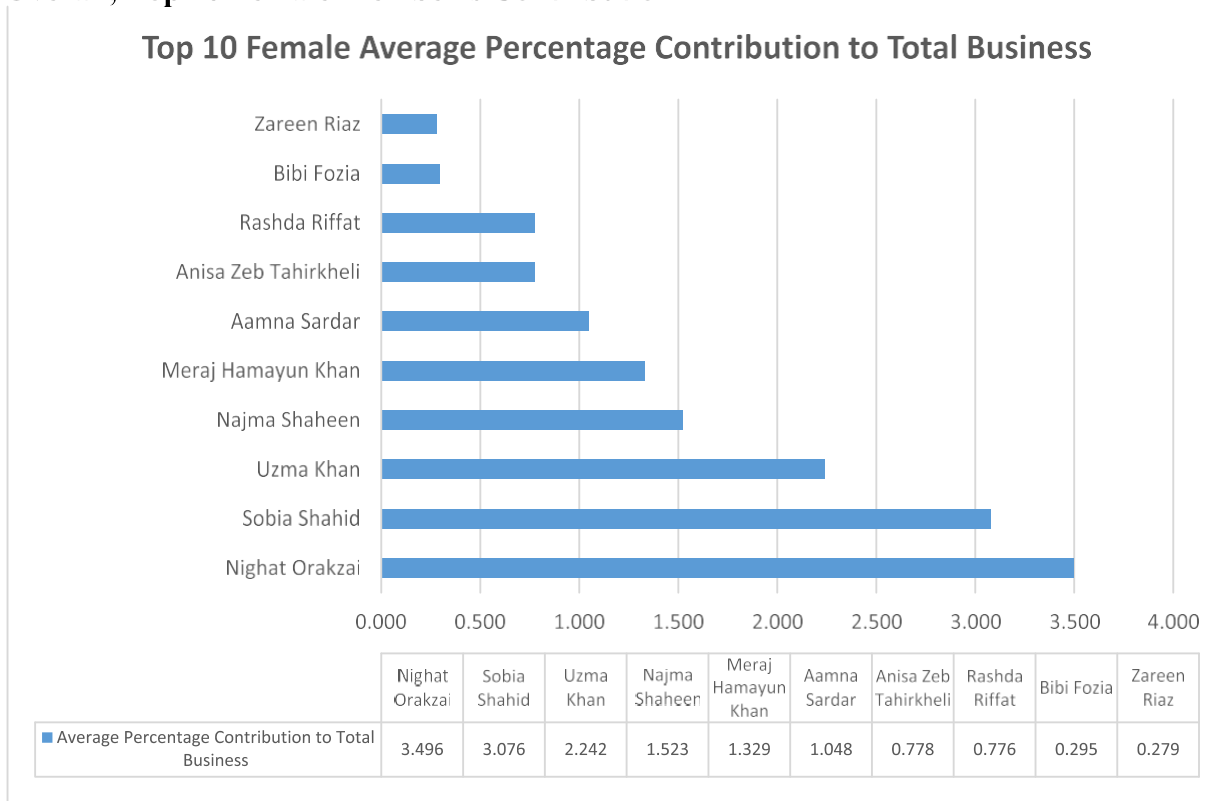


Out of top 10 performing districts, only 4 are from the settled area of KP and rest are inherently under Provincially Administered Tribal Area (PATA). Top performing District is Bunair contributing 2.72% towards the overall district wise contribution to the legislative business in the Assembly. Here it is pertinent to mention that members from PATA under the Constitution of Pakistan, 1973 can legislate for settled area of KP but they cannot legislate for their own respective area or district as the KP assembly jurisdiction has not been extended to PATA.

## Chapter 4

### Gender Wise Contribution to LB

#### Overall, Top 10 Female Member's Contribution



Ms. Nighat Orakzai from PPPP secured the top slot among the women members contributing 3.49% towards the overall performance in the assembly. There are only 2 female members Ms. Bibi Fozia and Zareen Riaz from the ruling PTI securing 9<sup>th</sup> and 10<sup>th</sup> slot respectively till June 2016.



**CGPA**

CENTRE FOR GOVERNANCE  
AND PUBLIC ACCOUNTABILITY